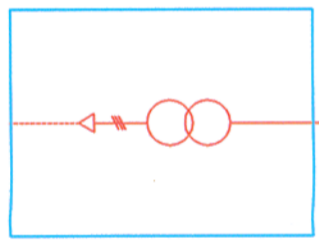


Reteaua Nationala



Ciadiria Statiei

Tablou electric general

Bara electrica generala

Bara electrica consumatori normali

Tablou electric secundar consumatori privati

Tablou electric secundar iluminat

Tablou electric secundar aer conditionat public calator

Container

Tablou electric consumatori privilegiiati

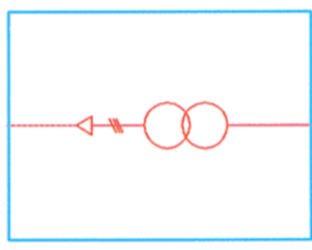
Bara electrica consumatori privilegiiati

Tablou electric secundar iluminat de urgenta

Tablou electric secundar pompe de incendiu

Tablou electric secundar aer conditionat container

Linia de contact



Static Switch

UPS 1

UPS 2

Tablou electric consumatori vitali

Bara electrica consumatori vitali

Tablou electric secundar Comanda la distanta a separatorilor

Tablou electric secundar GSM-R

Tablou electric secundar D&M

Tablou electric secundar Supraveghere Video

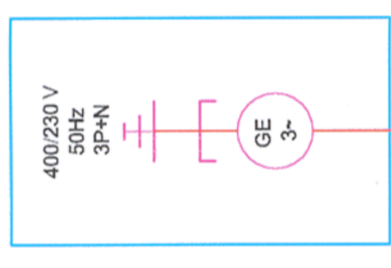
Tablou electric secundar Informare Public

Tablou electric secundar Controller Terminal System

Tablou electric secundar CTC

Tablou electric secundar Centralizare Electronica

Grup electrogen



Indice Index / Revision	Data Date	Descriere Description	Semnatura Signature	Semnatura Signature	Semnatura Signature
E					
D					
C					
B					
A					

European Investment Bank

MINISTERUL TRANSPORTURILOR

BENEFICIAR / BENEFICIARY :

COMPANIA NATIONALA DE CAI FERATE "CFR" SA

PROIECTANT / DESIGNER:		Data / Date		Semnatura Signature	
Aprobat Approved	Sef de echipa Team leader	01.2013			
Verificat Checked	Expert Cheie Key Expert	01.2013			

Subcontractant / Subcontractor		Data / Date		Semnatura Signature	
Aprobat Approved	Adjunct Sef de echipa Deputy Team leader	01.2013			
Proiectat Designed	Inginer Engineer	01.2013			

"Reabilitarea liniei c.f. Frontiera - Curtici - Simeria, parte componentă a coridorului IV Pan - European pentru circulația trenurilor cu viteză maximă de 160 km/h"

"Rehabilitation of the Railway Line Border - Curtici - Simeria, component Part of the IV Pan - European Corridor for the Trains Circulation with maximum speed of 160 km/h"

Section 2-A : km 614 - end Y Bărzava

Denumire desen / Drawing Title :  
 Schema electrică generală a containerului de semnalizare - stația RADNA /  
 RADNA station - General electric sketch signaling container

Scara / Scale	Revizia / Revision	Cod desen / Drawing Code	Nr / No
-	1/16.05.2013	PT.02.04.06.SM.028	01/01



Project 9j  
35311.1

Faza / Phase:  
PTh +CS / TD + TS